

CHARTER CHATTER

December 2014



2112 Palm Bay Road NE
Palm Bay ♦ Florida ♦ 32905

Mission Statement

Palm Bay Academy is dedicated to serving the needs of its students by providing an opportunity for an enriched academic environment and acting as an extension of the Brevard County public school system to serve each student with excellence as the standard.



www.palmbayacademy.org/
- Like us on Facebook -

IMPORTANT!

Please remember we have early dismissal on Wednesday, Thursday, and Friday (12-17, 12-18, and 12-19, the last three days before winter break). Pick up is no later than 1:45 (Elem), 3:00 for Middle. Early checkout no later than 1 hour before (12:45-Elem and 2:00-Middle).



December

Calendar



- 12/05/14 Game Day, 3-4 pm, Traditional
- 12/09/14 Winter Slumberland, 6-7 pm, Trad
- 12/13/14 Family Book Clubs, 9-10 am, Trad
- 12/16/14 Tuesday Tea, 8-9 am, Trad
- 12/18/14 Early Release Days @ 1:15 pm,
12/17, 12/18, 12/19 (latest pick up
is 12:50 pm Elem. & 3:00 pm Midd.)
- 12/19/14 Chuck E Cheese Fundraiser, 3-9 pm
- 12/22/14 Winter Break Begins thru Mon, Jan 5th

Upcoming...

- 01/06/15 Students return
- 01/11/15 Family Book Clubs, 9-10 am, Trad
- 01/14/15 Early Release Day @ 1:15 pm, (latest
pick up is 12:50 pm Elem. & 3:00 pm
Midd.)
- 01/19/15 Martin Luther King Day, Holiday For All
- 01/20/15 Tuesday Tea, 8-9 am, Trad
- 01/26/15 Elem. Conferences, call to schedule

Charter Chatter

December 2014

Page 1	Important
Page 1	Monthly Calendar
Page 1	Leadership Team
Page 2	Holiday Tips!
Page 2	School News Flash
Page 3	How Do You Celebrate?
Page 3	PBA PTO
Page 3	Update To PBA Security Policy
Page 4	Puzzlers & Fungestions



Hi!

Editor

I'm Donna Moore, the editor of the Charter Chatter. We want to know what you think! If you have something you'd like to submit, write us a note. The content will be approved by the school. We do reserve the right to edit your material for appropriate content and to fit the space available.

Palm Bay Academy Leadership Team

Administration

- ♦ Madhu Longani – Director & Elem. Principal
- ♦ Eric Marshall - Principal (Middle)
- ♦ Marilyn Kinsel – Dir. of Operations
- ♦ Linda Mahovich – Student Services
- ♦ Mercedita Ortiz - ESE
- ♦ Nina Orellana – Title I

Board of Directors

- ♦ Ronald Mc Kendree – President
- ♦ Vacant – Vice President
- ♦ Vacant– Board Member
- ♦ Anthony Ingoglia – Parent Contact
- ♦ Vacant – Board Member

Meetings: as posted

PTO (Parent Teacher Organization)

- ♦ President – Renata Jordan
- ♦ Vice President – Deborah Shannon
- ♦ Treasurer –Jennifer Roberts

Meetings: To be announced

Who to talk to on questions about...

- ♦ Transportation (Busing) – Fran Chatelier
- ♦ Free & Reduced Lunch – Crystal Cameron
- ♦ Curriculum – Marilyn Kinsel
- ♦ Student Reading Assist – Nina Orellana
- ♦ Events – Front Desk
- ♦ Field trips – Your student's teacher

Holiday Tips!



Do you remember what it felt like to pray for a particular present, pray every night, and not receive it? Do you remember being jealous of a friend's or sibling's gift? Can you remember what it was like dealing with relatives you didn't know, places you had never been, and situations that bored you to tears? We forget how difficult the holidays can be for children.

Tips to help children with holiday stress:

- 1) Children are expert observers. Model good coping skills for your children.
- 2) Discuss scheduling changes with your children and involve them in holiday responsibilities. Don't stray too far from regular bedtime/morning routines.
- 3) Keep school structure in the picture. Make sure your children keep reading and doing their math facts over the holiday. It keeps them focused on learning and makes the transition back to school easier.
- 4) Having clear boundaries makes their life more predictable and reduces feelings of insecurity. By setting and keeping limits, you reduce stress within the family.
- 5) Look at things positively and you see options. See things negatively and you feel trapped. Teach kids to replace "I never get what I want" with "I got nice presents that I can have fun with."
- 6) Spend quiet time with each child. Individual time spent talking with children while working on something can be very special. Ask how they are feeling, listen carefully, respect their comments.
- 7) Teach simple relaxation techniques. Breathing exercises, muscle relaxation, and imagery exercises are ways your children can gain control over their stress.
- 8) Look for clues of stress like: unexplained aching muscles, neck & backaches, pounding heart, restlessness, difficulty sleeping, early-morning awakening and, conversely, trouble staying awake, chronic irritability and nervous habits. If the child begins to withdraw from activities they used to enjoy this may be a red flag. Seek a mental health professional's care if needed.
- 9) What and **how** you say things to your child affects their ability to handle stress. Monitor how you speak to your children and watch for trends in their reactions.

Donna Moore

(Information from: "Children,
Holidays and Stress Management,
Nine Tips by Robert Falk, Ph.D.)

School News Flash



From the Art Room...

The following students have artwork on display at the School Board in Viera from December 1st – January 2nd. The display is located in the School Board Meeting Room. The fifth grade students have their yarn paintings on display and the first grade students have their sunflower still life artwork on display.

Ms. Wilson

Nichoia Clair
Joseph Laspina
Makayla Ritter
Nija Rieves

Ms. Zeligman

Victoria Simpson
Sabrina Clarkson
Madison Carrella
Erica Rupert
Aaliyah Robinson

Ms. Lovey

Simone Charles
Marvens Maurency
Xenobia Blair

Ms. MacGilvray


Jaiden Morales
Arpan Shah
Jade Magras
Ian Summer
Perla Madrid

Ms. Vega

Ah'Bia Shields
Janay McLin
Ethan Marana
Adrian Douglas

Ms. Antillia
Elementary Art

Answers to Winter Jokes



1. In a snow bank.
2. Frostbite.
3. Santa walking backwards!
4. By icicle.
5. A "brrr" - "grrr"!
6. Mom and Pop-Sicle!
7. Aunt Arctica!
8. Frosty the Dough-man!
9. Because Frost bites.
10. They wear snow caps.

How Do You Celebrate? ...

Our family heritage is mixed consisting of Italian, Irish, Scottish, British, and a little French. My husband's and my families share some traditions and some are different. As our own family, we incorporated the common traditions, compromised on others and have added a few of our own. This is how we celebrate...

During the month of December we watch many touching, corny holiday movies and decorate with winter themed scenes, colored lights, pine and holly boughs. We put out our table top nativity scene (a tradition started by the Italian St. Francis of Assisi) placing Baby Jesus in the clouds in front of the angel until Christmas Eve. We give dollar bills to the Salvation Army whenever we see them outside the grocery stores. Our daughter usually picks an angel request from an Angel Tree and we purchase the requested gift for the expectant child.

A couple of weeks before Christmas, we pick out a tree and decorate it. The elves used to decorate it now we do the honors (Decorating with evergreen boughs on Winter Solstice dates back to the Roman's and Celts and brought to Britain by the Germans. Even the Egyptians filled their homes with green palm fronds during the same time of year). We have old ornaments, some as old as 30 years, homemade ornaments, and we always add a few new ones each year. We top our tree with a star or an angel (one of those compromises).


On Christmas Eve, we celebrate with a Happy Birthday Baby Jesus Cake (celebrating birthdays with cake and candles comes from the ancient Greeks, but the German's started the tradition of celebrating everyone's birthday with the children's being the most important) and sing Happy Birthday. At midnight, we move the Baby Jesus figure from the clouds to the manger (an Italian Christmas tradition). When my daughter was younger, we put a key on the front door wreath and left a plate of cookies and milk for Santa and carrots for the reindeer. Christmas morning we would see the milk and cookies were gone, there were carrot crumbles in the driveway and wherever Santa had walked was magic gold dust.

Christmas morning we have Swedish Tea Ring (this bread has been around a very long time, not much is known about its origin except that it was part of the grand Swedish Christmas feast). Then we exchange gifts and watch *Miracle on 34th Street*.

We have a Cuban/Italian Christmas dinner with roast pork, stuffed shells, yucca, plantains, and beans and rice. We talk about what we are thankful for and the big events of the year. We telephone loved ones and friends wishing them well... and clean up the mess from the morning.

We all celebrate holidays in different ways. Many of us have our traditions rooted in different countries and heritages. Ultimately, it's not important what or how you celebrate, but it is important that we educate our children in their heritage(s) and be sure to practice our traditions for our holidays and celebrations.

Donna Moore



Stay tuned for more information soon! Next meeting will be in January.

Renata Jordan



Update to PBA Security Policy

Due to the Jessica Lunsford Act, we no longer accept transportation changes verbally, via phone calls/messages, text message, email, or voice mail. A Parent/Guardian must give **advance written, dated, and signed notice using the "Palm Bay Academy Transportation Change Form"** to the Front Office when requesting a child be released to someone other than the designated person(s) **or** for any other change made in your child's transportation means. Incomplete forms will not be honored. ***There will be no exceptions.***

Changes must be made a minimum of 24 hours prior to pick up/dismissal. All changes must be made using the Palm Bay Academy Transportation Change Form and be signed by the parent/guardian designated in the school's database. If the transportation change form is not received by the front office by 11:00 am the morning of the change, the child will follow the previously arranged transportation. It is not the teacher's responsibility to make sure the change form reached the front office. If you choose to send the transportation form via your student and it is not received by the front desk, the child will follow the previously arranged transportation. This form is critical and is for your child's protection. We thank the parents and guardians in advance for your understanding and cooperation in keeping our children safe. *Form available at front desk or on PBA website.*




Winter Riddles

1. Where does a snowman keep his money?
2. What do you get when you cross a snowman and a vampire?
3. What goes 'oh, oh, oh'?
4. How does a Snowman get to work?
5. What food do you get when you cross Frosty with a polar bear?
6. Who are Frosty's parents?
7. Who is Frosty's favorite Aunt?
8. What do you get when you cross Frosty with a baker?
9. Why was the snowman's dog called Frost?
10. Why don't mountains get cold in the winter?

Answers on page 2

Sledding Fun Maze



Holiday Nights & Candlelight Shopping:

Dec 13 and Dec 20, Historic Downtown Melbourne 5 pm. Enjoy the sights, sounds and tastes of the holiday season fashioned after Olde English country holiday traditions. Variety of holiday entertainment and light snacks. Free.

Light Up Viera Winter Festival:

Nov 21 – Dec 25 (Property next to Calvary Chapel, Stadium Pkwy). Event features a holiday village with a synthetic ice-skating rink \$15 (M – Th), \$20 (F – Su) includes ice-skating, snow globe, snow slide, craft vendors, local entertainment, and bounce house.

Space Coast Lightfest: Dec 4-Jan 1, Wickham Park Dec 6 during "Stroll Night," in which the Lightfest shuts down to automobiles, 70 vendors will set up shop along the lighted way. Also will be bounce houses, crafts and other kid activities. \$10 per car.

Try these websites for children's fun & development:

- ◆ **Starfall** <http://www.starfall.com/> : This site offers reading with phonics and includes downloadable journals, books & activities
- ◆ **ABCya!** <http://www.abcya.com/> This site offers grade level K-5 lessons, apps and games for elementary students
- ◆ **E-Learning For Kids** <http://www.e-learningforkids.org/> Features lessons for all grade/skill levels covering all major topics

Try these websites for a little parents help:

- ◆ **Internet 4 Classrooms** <http://www.internet4classrooms.com/parents.htm> : A site that helps parents help their kids. Divided up into reading, math, discipline suggestions, helping with homework, and others
- ◆ **Family Education** <http://www.familyeducation.com/home/> : Contains a variety of links and information (I did encounter a number of ads, but usually there were pass links)
- ◆ **Empowering Parents** <http://www.empoweringparents.com/#> : Lists a number of support organization links and has information related to all phases of raising children. Also has a newsletter section

NOTE: These sites have not been examined for viruses or automatic installations. To my knowledge they are okay to visit.